


2015 Mitsubishi OUTLANDER PHEV 4WD G



Purchase Price **\$23,940**

Includes GST
Excludes on-road costs of \$799

Indicative repayments


\$109.37 per week*

Based on a 60 month term & 20% deposit.
Total repayments (260) = **\$33,382.95**

Gain peace of mind with
Mechanical Breakdown Insurance. Ask us how.


Top features

- » 18" Alloy Wheels
- » 2WD/4WD Selectable
- » 6 Safety Airbags
- » Auto Lights
- » Auto Wipers
- » Bluetooth
- » CD Player
- » Cruise Control - Adapt...
- » Digital Display
- » Dual Zone AC/Heating
- » Electric Driver Seat
- » Electric Mirrors
- » Front Camera
- » Heated Seats
- » Heated Steering Wheel
- » HID Lights
- » ISOFIX Child Seat Anch...
- » Keyless Engine Start

Body Style	5 door, RV/SUV	Reg No.	-
Odometer	76,850 km	Ext Colour	WHITE PEARL
Engine	2000 cc	History	-
Fuel Type	Plug-in hybrid	Seats	5 seats, Leather
Transmission	Auto	CO2 Emissions	★★★★★☆☆
Wheels	18"	43 grams/km	
VIN	7AT0CJ3MX25302330	Energy Economy	★★★★☆☆☆☆
Interior	Brown	Annual fuel cost not available	
Safety		6.1L per 100km	
	<small>Based on 2024 UCSR rating for 12-21 models</small>	Actual figures and cost per year will vary based on proportion of hybrid mode driving and battery charging schedule. Emissions and Energy Economy figures standardised to 3P WLTP.	
		Stock ID: 8604	



Good Cars - Ferry Rd | Phone 03 421 6113 | Email sales@goodcars.co.nz
184 Ferry Road, City Centre, Christchurch 8011, New Zealand
www.goodcars.co.nz

 ★★★★★
4.64 | 1930 reviews

* Good Cars - Ferry Rd is not a lender nor a financial adviser. Any amounts displayed should not be seen as an offer of finance or taken as financial advice. The interest rate, fees and loan term used in this calculation may not actually represent those available from lenders. Actual interest rates, fees and loan terms will vary per lender and are typically based on an assessment of your credit risk and responsible lending criteria. Any repayment amounts displayed are indicative only and have been calculated using several other indicative inputs. The interest rate used in this calculation is an arbitrary 13.99%, however exact interest rates vary per lender. The term of the loan used in this calculation is 60 month. Exact terms available vary per lender although options typically include 6, 12, 18, 24, 36, 48 and 60 months. This calculation also includes two typical mandatory fees charged by lenders. These are an account admin fee of \$2.00 per month (other payment frequencies may be available) and a one-off establishment fee of \$495.00. Typically, this fee can be paid upfront or, as in this calculation, be capitalised over the contract term, ie. included in the loan amount. These fees can vary per lender and other non-mandatory fees and charges may also apply. The total amount of repayments has been calculated by multiplying 260 weekly repayments (based on a 60 month term) by the weekly repayment amount of \$109.37 which equals \$33,382.95. This calculator does not consider any of your own personal circumstances and we strongly suggest you seek budgeting advice prior to committing to any loan contract. Responsible lending criteria and lender terms and conditions will likely apply to any finalised loan contract. Proof of security and/or vehicle insurance may also be required before proceeding.