


2015 Mitsubishi OUTLANDER PHEV 4WD G



Purchase Price **\$21,940**

Includes GST
Excludes on-road costs of \$799

Indicative repayments

\$100.78 per week*

Based on a 60 month term & 20% deposit.
Total repayments (260) = \$30,749.7

Gain peace of mind with
Mechanical Breakdown Insurance. Ask us how.

Top features

- » 18" Alloy Wheels
- » 2WD/4WD Selectable
- » 6 Safety Airbags
- » Auto Lights
- » Auto Wipers
- » Bluetooth
- » Cam Chain
- » CD Player
- » Cruise Control - Adapt...
- » Digital Display
- » Dual Zone AC/Heating
- » Electric Driver Seat
- » Electric Mirrors
- » Heated Seats
- » HID Lights
- » ISOFIX Child Seat Anch...
- » Keyless Engine Start
- » Keyless Entry

Body Style
5 door, RV/SUV

Odometer
98,474 km

Engine
2000 cc

Fuel Type
Plug-in hybrid


Transmission
Auto, 4WD

Wheels
18"

VIN
7AT0CJ3MX25305309

Interior
Brown

Safety



5 star safety rating

Based on 2024 UCSR rating for 12-21 models

Reg No.
-

Ext Colour
White

History
-

Seats
5 seats, Leather


CO2 Emissions
★★★★☆
43 grams/km

Energy Economy
★★★★☆☆


Annual fuel cost not available
6.1L per 100km


Actual figures and cost per year will vary based on proportion of hybrid mode driving and battery charging schedule. Emissions and Energy Economy figures standardised to 3P WLTP.

Stock ID: 8634



Good Cars - Ferry Rd | Phone 03 421 6113 | Email sales@goodcars.co.nz
184 Ferry Road, City Centre, Christchurch 8011, New Zealand
www.goodcars.co.nz





4.64 | 1928 reviews

* Good Cars - Ferry Rd is not a lender nor a financial adviser. Any amounts displayed should not be seen as an offer of finance or taken as financial advice. The interest rate, fees and loan term used in this calculation may not actually represent those available from lenders. Actual interest rates, fees and loan terms will vary per lender and are typically based on an assessment of your credit risk and responsible lending criteria. Any repayment amounts displayed are indicative only and have been calculated using several other indicative inputs. The interest rate used in this calculation is an arbitrary 13.99%, however exact interest rates vary per lender. The term of the loan used in this calculation is 60 month. Exact terms available vary per lender although options typically include 6, 12, 18, 24, 36, 48 and 60 months. This calculation also includes two typical mandatory fees charged by lenders. These are an account admin fee of \$2.00 per month (other payment frequencies may be available) and a one-off establishment fee of \$495.00. Typically, this fee can be paid upfront or, as in this calculation, be capitalised over the contract term, ie. included in the loan amount. These fees can vary per lender and other non-mandatory fees and charges may also apply. The total amount of repayments has been calculated by multiplying 260 weekly repayments (based on a 60 month term) by the weekly repayment amount of \$100.78 which equals \$30,749.70. This calculator does not consider any of your own personal circumstances and we strongly suggest you seek budgeting advice prior to committing to any loan contract. Responsible lending criteria and lender terms and conditions will likely apply to any finalised loan contract. Proof of security and/or vehicle insurance may also be required before proceeding.