


2015 Suzuki Swift RS Edition DJE Engine



Purchase Price

\$14,940

Includes GST
Excludes on-road costs of \$599

Indicative repayments

\$69.85 per week*

Based on a 60 month term & 20% deposit.
Total repayments (260) = **\$21,269.98**

Gain peace of mind with
Mechanical Breakdown Insurance. Ask us how.

Top features

- » 16" alloy wheels
- » 2 Safety Airbags
- » Auto Stop System
- » Cam Chain
- » CD Player
- » Climate Control Air Co...
- » Cruise Control
- » Digital Display
- » Electric Mirrors
- » Electric Windows
- » HID Lights
- » ISOFIX Child Seat Anch...
- » Keyless Engine Start
- » Keyless Entry
- » Paddle Shifts
- » Reversing Camera
- » Security System
- » Side Mirror Indicators

Body Style
5 door, Hatchback

Odometer
16,691 km

Engine
1240 cc

Fuel Type
Petrol


Transmission
Auto

Wheels
16"

VIN
7AT0GK0CX25347746

Interior
Black

Safety



Based on 2024 UCSR rating for 11-17 models

Reg No.
-

Ext Colour
Red

History
-

Seats
5 seats

CO2 Emissions
★★★★☆
110 grams/km


Energy Economy
★★★★☆☆
Annual fuel cost of \$1,840
4.7L per 100km

Cost per year is an estimate based on petrol price of \$2.80 per litre and an average distance of 14000 km. Emissions and Energy Economy figures standardised to 3P WLTP.

Stock ID: 8474



Good Cars - Ferry Rd | Phone 03 421 6113 | Email sales@goodcars.co.nz
184 Ferry Road, City Centre, Christchurch 8011, New Zealand
www.goodcars.co.nz



* Good Cars - Ferry Rd is not a lender nor a financial adviser. Any amounts displayed should not be seen as an offer of finance or taken as financial advice. The interest rate, fees and loan term used in this calculation may not actually represent those available from lenders. Actual interest rates, fees and loan terms will vary per lender and are typically based on an assessment of your credit risk and responsible lending criteria. Any repayment amounts displayed are indicative only and have been calculated using several other indicative inputs. The interest rate used in this calculation is an arbitrary 13.99%, however exact interest rates vary per lender. The term of the loan used in this calculation is 60 month. Exact terms available vary per lender although options typically include 6, 12, 18, 24, 36, 48 and 60 months. This calculation also includes two typical mandatory fees charged by lenders. These are an account admin fee of \$2.00 per month (other payment frequencies may be available) and a one-off establishment fee of \$495.00. Typically, this fee can be paid upfront or, as in this calculation, be capitalised over the contract term, ie. included in the loan amount. These fees can vary per lender and other non-mandatory fees and charges may also apply. The total amount of repayments has been calculated by multiplying 260 weekly repayments (based on a 60 month term) by the weekly repayment amount of \$69.85 which equals \$21,269.98. This calculator does not consider any of your own personal circumstances and we strongly suggest you seek budgeting advice prior to committing to any loan contract. Responsible lending criteria and lender terms and conditions will likely apply to any finalised loan contract. Proof of security and/or vehicle insurance may also be required before proceeding.